


iProfili

ACCESSORI DI FINITURA

Scopri gli accessori
per le strutture in cartongesso

FINISHING ACCESSORIES

Discover the accessories
for plasterboard structures



PROFILI PER PARETI E SOFFITTI IN CARTONGESSO

I PROFILI SONO REALIZZATI CON ACCIAIO ZINCATO DX51 DI PRIMA QUALITÀ, CON COPERTURA DI ZINCO VARIABILE TRA I 140 E I 200 GR/MQ, IN CONFORMITÀ ALLE NORME UNI EN 10326 – 10327 – 10142. I PROFILI SONO PRODOTTI IN CONFRMITÀ ALLE NORME CE 14195 – 13964.

Campo d'impiego

I profili per cartongesso sono idonei per la realizzazione di contropareti e controsoffitti.

Suggerimenti per lo stoccaggio

Al fine di evitare l'ossidazione e la ruggine alla superficie, dati gli agenti atmosferici che intaccano la durata del cromo di zinco a protezione del materiale, si suggerisce lo stoccaggio su superficie coperta e chiusa, se esposti all'aperto si consiglia di porre il materiale leggermente inclinato, facilitando lo sgrondo dell'acqua piovana proteggendoli con dei fogli di polietilene.

PLASTERBOARD PROFILES FOR WALLS AND CEILINGS

THE PROFILES ARE MADE WITH FIRST-CLASS GALVANIZED STEEL DX51, WITH ZINC COATING RANGING FROM 140 TO 200 GR/SQ, IN COMPLIANCE WITH RULES UNI EN 10326 – 10327 – 10142. THE PROFILES ARE MADE IN COMPLIANCE WITH RULES CE 14195 – 13964.

Field of use

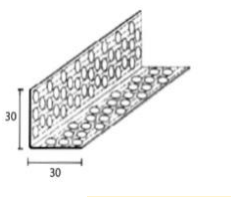
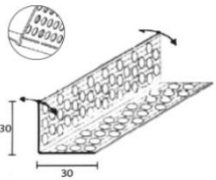
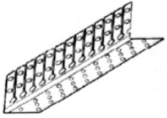
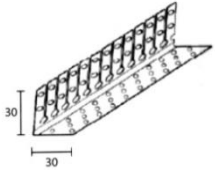
The profiles for plasterboard are appropriate for the realization of walls and ceilings linings.

Tips storage

In order to avoid the oxidation and rust on the surface, given the atmospheric agents that affect the duration of zinc chromium to protect the material, its suggested to storage in a covered and closed surface, if exposed outdoor it is advisable to place the material slightly inclined, to facilitate the draining of rainwater by protecting them with polyethylene sheets.

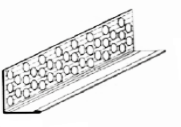
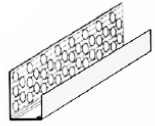
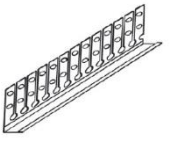

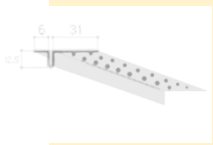
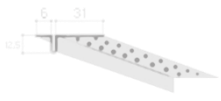
PARASPIGOLI

CORNER BEADS

	CODICE CODE	NOME NAME	SPESSORE THICKNESS	DIMENSIONI mm DIMENSIONS	LUNGHEZZA mm LENGTH	PZ/CF PCS	ML/CF LM/PKG
	300	Paraspigolo forato <i>Corner bead</i>	5/10	30x30	3000	10	30
	300 AV	Paraspigolo forato angolo variabile <i>Corner bead with variable angle</i>	5/10	30x30	3000	25	75
	450	Paraspigolo ad arco <i>Arched corner bead</i>	5/10	38x20	3000	25	75
	450/30	Paraspigolo ad arco <i>Arched corner bead</i>	5/10	30x30	3000	25	75


PROFILI DI DELIMITAZIONE - PARABORDI - SCURETTI

DELIMITATION PROFILES – EDGE BEADS – FRAME PROFILES

	CODICE CODE	NOME NAME	SPESSORE THICKNESS	DIMENSIONI mm DIMENSIONS	LUNGHEZZA mm LENGTH	PZ/CF PCS	ML/CF LM/PKG
	5001	Profilo delimitazione <i>Delimitation profile</i>	5/10	25x12,5	3000	10	30
	5001U	Profilo di delimitazione autobloccante <i>Delimitation U profile</i>	5/10	25x12,5	3000	30	90
	5001ARZ	Profilo delimitazione ad arco <i>Arched delimitation profile</i>	5/10	25x12,5	3000	25	75
	600	Scuretto a Z prev. Bianco <i>Z Frame profile (white)</i>	5/10	12x12,5x24	3000	25	75
	606	Scuretto 6mm prev. Bianco <i>Frame profile 6mm (white)</i>	5/10	12,5x6x31	3000	10	30
	610	Scuretto 10mm prev. Bianco <i>Frame profile 10mm (white)</i>	5/10	12,5x10x31	3000	10	30

PROFILI LED AD OMEGA

OMEGA LED PROFILES

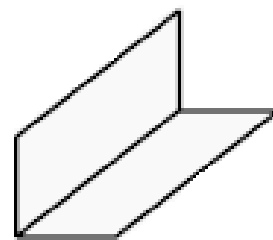


CODICE CODE	NOME NAME	SPESSORE THICKNESS	LUNGHEZZA mm LENGTH	PZ/CF PCS	ML/CF LM/PKG
LED 1	Profilo per led 15 prev. Bianco <i>Omega LED profile 15 (white)</i>	5/10	2000	25	50
LED 2	Profilo per led 20 prev. Bianco <i>Omega LED profile 20 (white)</i>	5/10	2000	25	50
LED 3	Profilo per led 25 prev. Bianco <i>Omega LED profile 25 (white)</i>	5/10	2000	25	50
LED 4	Profilo per led 30 prev. Bianco <i>Omega LED profile 30 (white)</i>	5/10	2000	25	50
LED 1C	Profilo per led 15 prev. Bianco + cover 10W/ml. <i>Omega LED profile 15 (white) + cover 10W/ml.</i>	5/10	2000	10	20
LED 2C	Profilo per led 20 prev. Bianco + cover max 18-20W/ml. <i>Omega LED profile 20 (white) + cover max 18-20W/ml.</i>	5/10	2000	10	20
LED 3C	Profilo per led 25 prev. Bianco + cover max 25-30W/ml. <i>Omega LED profile 25 (white) + cover max 25-30W/ml.</i>	5/10	2000	10	20
LED 4C	Profilo per led 30 prev. bianco + cover max 30-40W/ml. <i>Omega LED profile 30 (white) + cover max 30-40W/ml.</i>	5/10	2000	10	20

PROFILI A "L" e OMEGA

"L" and OMEGA PROFILES

CODICE CODE	NOME NAME	SPESSORE THICKNESS	DIMENSIONI mm DIMENSIONS	LUNGHEZZA mm LENGTH	PZ/CF PCS	ML/CF LM/PKG
430	Profilo a L <i>L profile</i>	6/10	30x30	3000	10	30
430/54	Profilo a L <i>L profile</i>	6/10	50x40	3000	10	30
430/40	Profilo a L <i>L profile</i>	6/10	40x40	3000	10	30
430/50	Profilo a L <i>L profile</i>	6/10	50x50	3000	10	30
715 715-4	Profilo a Omega <i>Omega profile</i>	6/10	15/50/15	3000 4000	10	30 40
722 722-4	Profilo a Omega <i>Omega profile</i>	6/10	22/40/22	3000 4000	10	30 40
722/50 722/50-4	Profilo a Omega <i>Omega profile</i>	6/10	22/50/22	3000 4000	10	30 40
736 736-4	Profilo a Omega <i>Omega profile</i>	6/10	36/40/36	3000 4000	10	30 40
736/50 736/50-4	Profilo a Omega <i>Omega profile</i>	6/10	36/50/36	3000 4000	10	30 40
742	Profilo a Omega <i>Omega profile</i>	6/10	42/40/42	3000	10	30
727	Profilo a Omega <i>Omega profile</i>	6/10	27/40/27	3000	10	30
727/50	Profilo a Omega <i>Omega profile</i>	6/10	27/50/27	3000	10	30



iProfili

www.iprofil.com

